

ROCKY-DEM.COM





ROCKY

PARTICLE SIMULATION WHERE SHAPES DO MATTER



ROCKY

Rocky DEM is the world's most powerful and advanced Discrete Element Modeling (DEM) particle simulation software. Rocky can quickly and accurately simulate the flow behavior of bulk materials with complex particle shapes and size distributions. It is the number one choice for material handling equipment such as conveyor chutes, mills, mixers, and more.



Key Benefits



ACCURATE

With the ability to create realistic shapes that settle and compact just like actual particles, and to simulate sticky and dry conditions, Rocky DEM simulations have been shown to closely match lab experiments.



EASY TO USE

A user-friendly, hierarchical, and flexible interface, customizable parameters, and programmable scripts make Rocky DEM simulations simple to set up, run, and build multiple iterations.



FAST

Streamlined calculations produce results efficiently. Combine that with the power of Rocky DEM's multi-GPU solver—and its time-saving project scheduler and scripts—and you've got one very speedy platform.



FULLY INTEGRATED WITH ANSYS TOOLS

Rocky DEM is fully integrated with the Ansys Workbench™ suite of products, providing engineers with the ability to perform integrated analyses of particle simulations together with other physics such as structural and fluids.

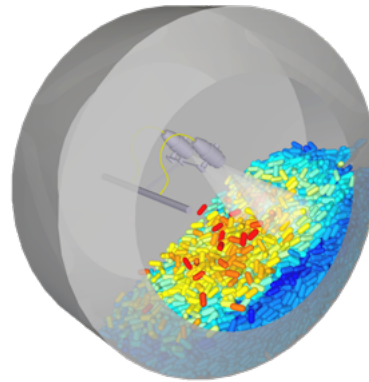
Applications

Many organizations around the world choose Rocky DEM to evaluate their bulk material handling system. Rocky DEM simulates granular flow quickly and accurately, providing more similarity to real-world conditions than ever before.



MINING AND METAL

Discover a revolutionary way to enhance mining and metallurgical processes. Transfer chutes, feeders, mills, and crushers are just some of the bulk materials handling equipment that Rocky DEM helps to evaluate and optimize.



PROCESS EQUIPMENT

Evaluate the behavior of tablets, pills, snack chips, and more, inside various kinds of screening, sorting, and mixing equipment. With Rocky DEM, engineers can reduce prototyping costs and design time, increase equipment efficiency, and optimize production.



HEAVY EQUIPMENT


Rocky DEM's accurate prediction of loads generated by bulk material flow helps engineers understand how equipment performs under different operating conditions in order to achieve an optimal design that combines durability and efficiency.

Unique features

- Multi-GPU solver
- Non-spherical particle shapes
- Full integration with Ansys simulation software
- Breakage modeling
- Flexible fibers

Extremely fast simulations with Multi-GPU

Relative increase in speed of GPU/CPU simulations for a commercial tablet coater:



As a result of several years of collaboration between Ansys and ESSS technical teams, Rocky DEM integrates seamlessly with and extends Ansys Mechanical and Fluids software capabilities for simulations where particle shapes and particle interactions with both fluid flow and structural components play an important role in the design.



DIPANKAR CHOUDHURY

Vice President, Research at ANSYS, Inc.



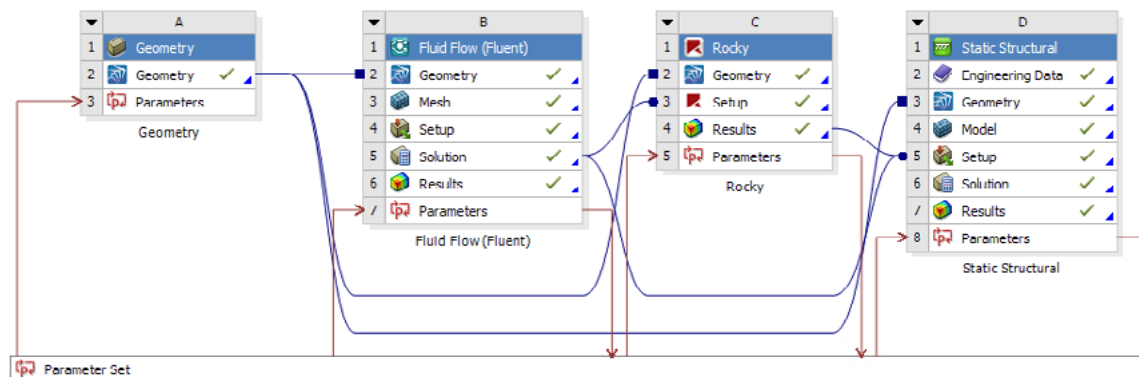
www.esss.co

© Engineering Simulation and Scientific Software Ltda.
All Rights Reserved.

Rocky DEM and Ansys Integration

Rocky is fully integrated with the Ansys Workbench suite of products, providing engineers with the ability to perform various coupled analyses of particles simulation together with other physics such as structural and fluids. Such coupling can be performed using both 1-way and 2-way approaches, depending upon the nature of the problem to be solved. For example, Rocky can:

- ✓ Provide pressure on the surface due to particle impacts to Ansys Mechanical for FEA analysis on the structure
- ✓ Accept CFD fluid flow fields from Ansys Fluent and then calculate how the fluid flow affects the particle flow
- ✓ Perform two-way coupled simulations with Fluent where the fluid flow affects particle flow and particle flow affects the fluid behavior back



Ansys Workbench Project Schematic

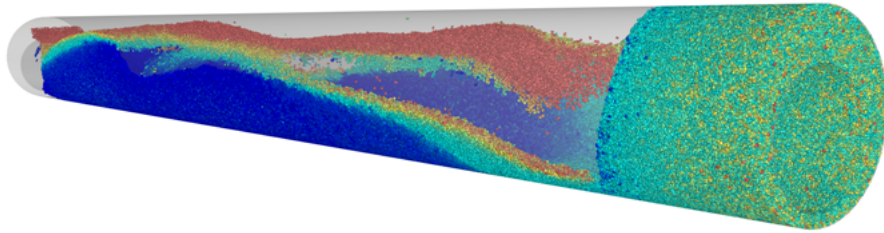
ABOUT ROCKY

Rocky DEM is a powerful, 3D Discrete Element Modeling (DEM) program that quickly and accurately simulates the granular flow behavior of different shaped and sized particles within a conveyor chute, mill, or other materials handling equipment. Several capabilities set Rocky DEM apart from other DEM codes, including its Multi-GPU processing capabilities, truly non-round particle shapes, its ability to simulate particle breakage without loss of mass or volume, and its deep integration with Ansys FEA and CFD tools.

ABOUT ANSYS

Ansys brings clarity and insight to customers' most complex design challenges through fast, accurate and reliable engineering simulations. Ansys technology enables organizations to predict with confidence that their products will thrive in the real world. Customers trust Ansys software to help ensure product integrity and drive business success through innovation.





Rocky is integrated as a new System into the Workbench schematic. As an example, any geometry from Ansys SpaceClaim is fed into Rocky, and Rocky then transfers back particle loads into the geometry from the DEM simulation.


Including Rocky into the Workbench schematic also allows engineers to perform design optimization analysis, since Rocky input and output parameters are exposed to other Ansys modules, such as DesignXplorer.

The engineering benefits of Rocky's Parametric Analysis features include:

- ✓ Design Exploration
- ✓ Parameters Correlation
- ✓ Responsive Surface
- ✓ Design Optimization

Rocky's deep integration with Ansys tools includes:

- ✓ A new System in the Ansys Workbench schematic
- ✓ A direct geometry link with SpaceClaim
- ✓ 1-way coupling with Ansys Mechanical (DEM-FEA)
- ✓ 1-way and 2-way coupling with Ansys Fluent (DEM-CFD)
- ✓ Full DesignXplorer Support
- ✓ True Multi-Physics Simulation abilities
- ✓ Pervasive Parametric Support for Input / Output variables



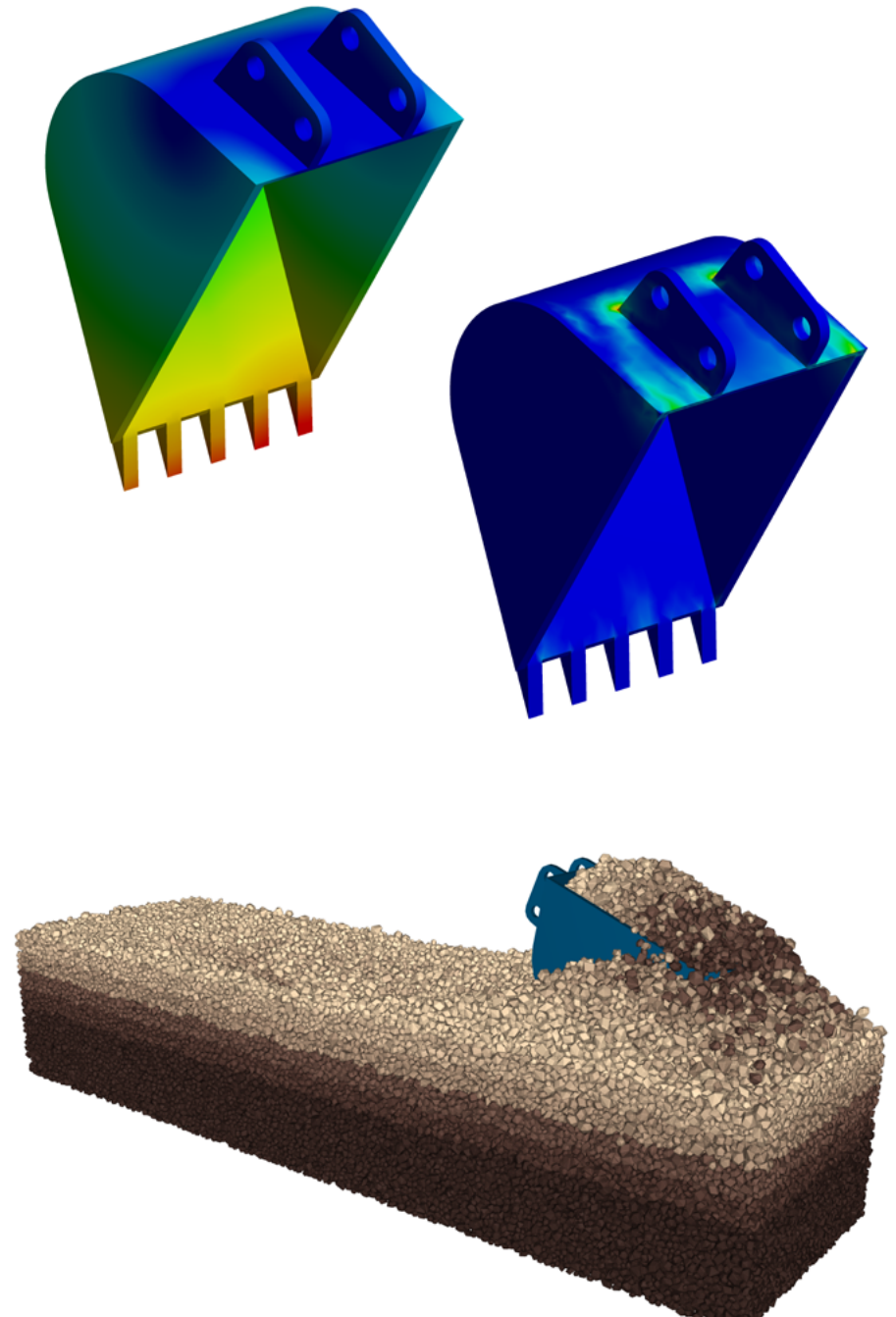
Rocky and Ansys Mechanical coupling (DEM-FEA)

When Rocky is coupled with Ansys Mechanical Finite Element Analysis (FEA) software, engineers can evaluate the tension stresses and forces generated by granular matter as it interacts with materials handling equipment, such as transfer chutes and conveyor belts.

Rocky has a fast and accurate method of coupling the DEM and FEA simulations on non-coincident meshes. The loads estimated by Rocky analyses are passed to Ansys to predict the structural response, or 1-way coupling.

This coupling enables the following analyses to be completed using Rocky data:

- ✓ Static Analysis
- ✓ Transient Analysis
- ✓ Harmonic Analysis
- ✓ Fatigue Analysis
- ✓ Dynamic Analysis

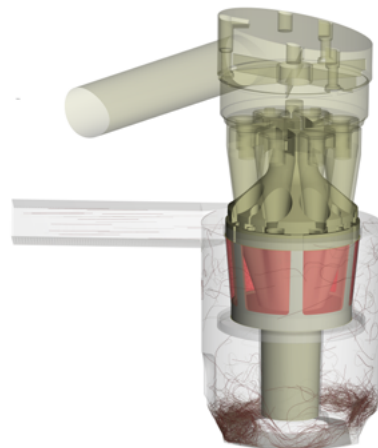


Rocky and Ansys Fluent coupling (DEM-CFD): A powerful tool for simulating granular-fluid systems

The coupled DEM-CFD approach is a promising alternative for modeling granular-fluid systems, enlarging the range of coupled particle-fluid processes that can be managed with numerical simulations. Complex phenomena such as pneumatic conveying, slurry flow inside grinding mills, between particles and fluids can be simulated and analyzed with these powerful tools.

Considering the industry necessities for both single phase and multiphase simulations, both 1-way and 2-way coupling between Rocky and Ansys Fluent are provided.

The coupling of the terms of the Navier-Stokes equation of fluid-to-particle interactions, which by taking into account drag, lift, buoyancy, virtual mass, angular momentum and other forces, provide physically consistent and very trustworthy results.



The work that Rocky DEM and Ansys accomplished also allows Ansys Fluent to work with Rocky in parallel CPU and GPU capabilities, which leads to very fast DEM-CFD simulation results.

This parallel processing methodology also opens up the possibility of simulating large multiphase flow problems, with many millions of different sized and shaped particles—historically a weak spot with DEM technology.

A plugin designed for Ansys Fluent makes the combined DEM-CFD setup task easy, less error prone, and guarantees consistency between both physics.

Rocky-Ansys Fluent coupling is a powerful tool for designing and troubleshooting particulate processes using simulation technology, enabling engineers to analyze a large range of processes in many different industries including oil and gas (e.g. drilling), agroindustry (e.g. grain transportation and drying), pharmaceuticals (e.g. transport), mining (e.g. mineral washing), and many others.

